

10 RULES OF GRAPHING

Use straight, evenly spaced lines

Draw an X-Axis

Give the X-Axis Individual Labels

Give the X-Axis a Label

Draw a Y-Axis


Give the Y-Axis Numbers

Give the Y-Axis a Label


Give the Graph a Title

Work Neatly, Use a Ruler


Make the Graph as Large as Possible



ONE EIGHTH INCH



ONE QUARTER INCH



ONE HALF INCH




ONE INCH


0.1CM

0.5 CM


0.6 CM



0.7 CM



0.8 CM



0.9 CM



1 CM



2 CM